

Unit

1

Free Time

How do you spend your free time?



Time to Talk

Look at the picture.

- 1 What's the boy doing?
- 2 What does he have?

Watch the video.

- 1 What does Tom like doing in his free time?
- 2 Who likes riding a scooter?



WATCH!

A Listen and repeat.  05



1 a skateboard



4 a drone



7 golf clubs

B Listen and point.  06



2 a scooter



5 a board game



8 beads



3 a camera



6 yarn



9 comic books

C What do you have? Look at **A** and write.

I Have ...

I Don't Have ...

Grammar  07

Whose **yarn** is this?


It's | Ann's **yarn**.
hers.

Whose **golf clubs** are these?

They're | Dan's **golf clubs**.
his.





my yarn = mine
her yarn = hers
his yarn = his
your yarn = yours


D Listen and match. Then ask and answer.  08

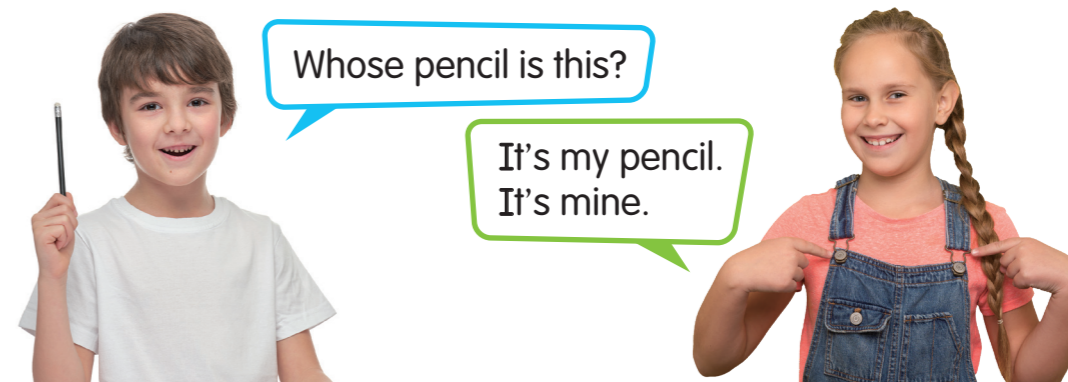


E Look, read, and write the answers.



- Whose skateboard is this? 
It's _____ skateboard. It's _____.
- Whose comic books are these? 
They're _____ comic books. They're _____.
- Whose camera is this? 
_____.
- Whose scooter is this? 
_____.


Your Turn!  Talk about your belongings with a friend.



A Listen and repeat.  09



1 fly a drone



2 surf the internet



3 play golf



4 skateboard



5 knit scarves



6 make jewelry



7 ride a scooter



8 bake cookies

C Listen and write. Then chant along.  11



Free Time Fun



What does she like doing in _____?
 She likes _____ a scooter! It's _____ time!
 _____ scooter is this?
 It's _____ scooter. It's _____.
 Get your scooter and let's all ride a scooter!

What does he like doing in his free time?
 He likes _____! It's _____ time!
 Whose _____ are these?
 They're _____ beads. They're _____.
 Get your beads and let's all make jewelry!



B Listen and point.  10

Grammar 12

What does

he	she
----	-----

 like doing in

his	her
-----	-----

 free time? He

He	She
----	-----

 likes **playing golf**.

fly → flying surf → surfing play → playing skateboard → skateboarding
 bake → baking make → making ride → riding knit → knitting

D Listen and number. Then ask and answer.  13



E Look, read, and write the answers.



- 1 What does she like doing in her free time?
She likes _____.
- 2 What does he like doing in his free time?
He likes _____.
- 3 What does she like doing in her free time?
_____.
- 4 What does he like doing in his free time?
_____.

Your Turn! 

Talk about your favorite free time activity with a friend.



What do you like doing in your free time?

I like skateboarding.



Team Uniforms

A Listen and read. Then act it out. 14

1 I like this uniform. How much is it? It's 70 dollars. It's too much.

2 Can we get uniforms? No, they're too much.

I have a plan. Let's make things and sell them.

3 What do you like doing in your free time? I like knitting scarves. I can knit and sell them.

4 Whose beads are these? They're Bear's beads. He likes making jewelry. He can make and sell it.

5 What do you like doing in your free time? I like baking cookies. You can bake and sell them.

6 How much is it? It's 20 dollars. BAZAAR

7 SPORTSTORE

8 We have the uniforms!


9 It's time to play!

B Read and check True or False.

True False

- 1 Tiger likes baking cookies in his free time.
- 2 Bear likes knitting scarves in his free time.
- 3 They sell scarves, jewelry, and cookies.
- 4 They make uniforms and sell them.
- 5 They finally have the uniforms.

C Look, read, and complete the answers.



What does Monkey like doing in her free time?
She likes _____.



Whose beads are these?
They're _____.

Daily English!

D Listen and repeat. Then act it out. 15

How much is it?

It's 2 dollars.





A Listen and repeat. 16



B Listen and read. 17

Which FREE TIME ACTIVITY Do You Like?

Brian and his class voted for their favorite free time activity. Six children voted for skateboarding, eight children voted for playing video games, and four children voted for reading books. Only two children voted for knitting things.

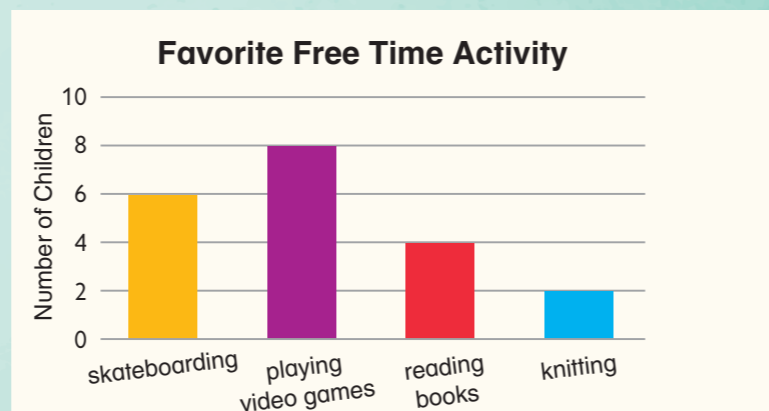
Can they show this data in an easy and simple way? A graph will help them because it shows information in a picture.

First, they can make a chart to record data as below.

Favorite Free Time Activity				
Activity	skateboarding	playing video games	reading books	knitting
No. of Children	6	8	4	2



Then they can show the data from the chart using a bar graph. Look at the graph. It has the kinds of free time activities on the bottom and the number of children on the left side. Each bar tells how many children like that activity. Bar graphs help to compare data. This graph shows that most children like playing video games in their free time.



C Read and complete the sentences.

compare bar graph free time information

- Brian and his class voted for their favorite _____ activity.
- A graph shows _____ in a picture.
- A _____ uses different heights of bars to show information.
- A graph helps to _____ data.

D Look, read, and check True or False.



True False

- This graph is a pie graph. True False
- Six children voted for reading books. True False
- Brian's class likes playing video games best. True False
- Four more children like skateboarding than knitting. True False

Think What types of graphs do you know?



This is a pie graph. It uses "pie slices" to show the different sizes of the data.

READ Read and answer each question. 18

Interview with Eva



What's your name?

My name is Eva.

What grade are you in?

I am in 4th grade.

What do you like doing in your free time?

I like making things by hand. I often make jewelry with beads. I also like knitting dolls.

Why do you like making things?

It makes me happy.



- 1 What grade is Eva in?
- 2 What does Eva like doing in her free time?

PLAN Complete the chart for your interview.

My Grade	_____
My Free Time Activities	• _____ • _____
The Reason I Like the Activities	_____

WRITE Write interview answers about your free time activities.

What's your name? My name is _____.

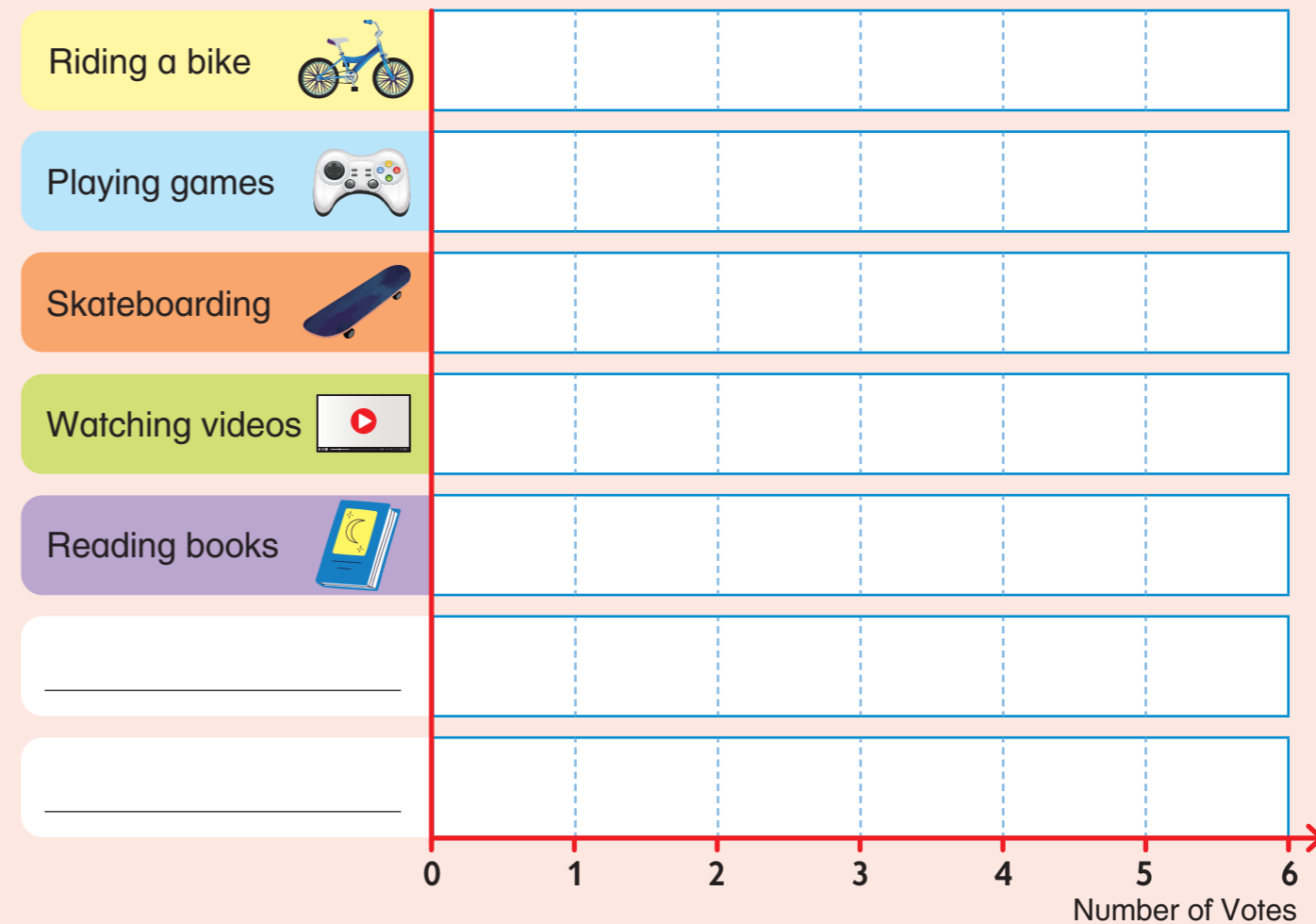
What grade are you in? I am _____.

What do you like doing in your free time? I like _____.

Why do you like it? _____.

Project Free Time Activity

Step 1 What are your friends' favorite free time activities? Ask your friends and color the graph.



Step 2 Look at **Step 1** and talk about it.

- 1 Which free time activity do your friends like the most?
- 2 How many children like playing games?

Value

Wear protective gear.

